



Staining options available for a different appearance!

# MONSTER BLOCK® RETAINING WALL SYSTEM



Replace manual labor  
with machine power!!



Elevated Tee Box



Small Walls



Large Walls



### Midwest Ready Mix

1405 E. Hwy 50  
Vermillion, SD 57069

Plant: 605-638-0812  
Fax: 605-624-0075

Email: [dave@monsterblock.com](mailto:dave@monsterblock.com)



# The Big Block Advantage!

## Faster

With our Five Decker Block you can install 40 sq ft. of wall in seconds!!

## Stronger

These massive blocks are made of solid concrete and have the strength to hold back most any type of soil.

## Easy to Install

No more back breaking work. Use your skid steer or backhoe!!

## Cost Effective

Our system requires less excavation & backfill which means more money in your pocket.



## Straight or Curved Walls

With our unique block design you can make a curved wall with up to an 18 foot radius or a straight wall with the same block.

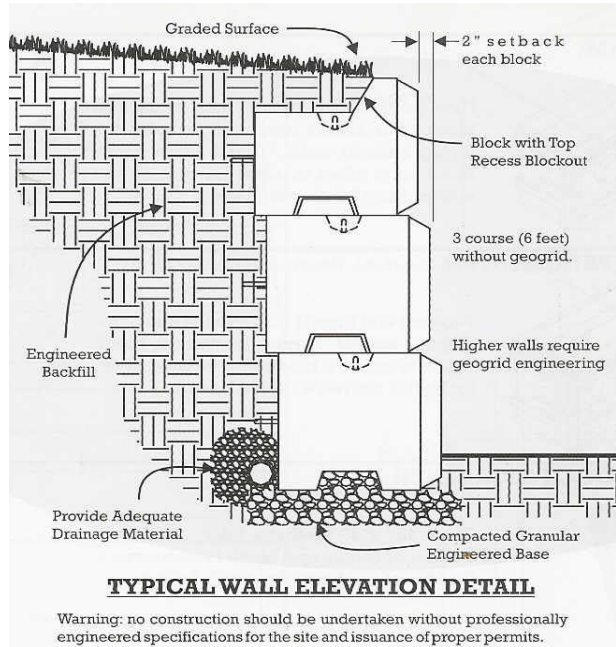
## Corner Walls

Allows for a 90 degree corner.

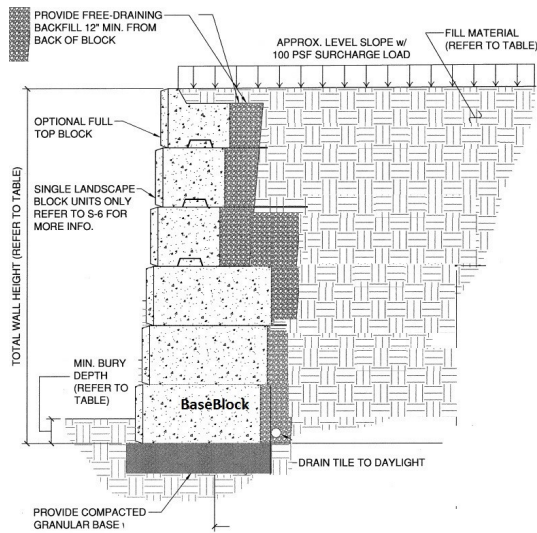
## Top Cap Blocks

These blocks allow you to cover most of the top of the block with soil and provides a small concrete boarder.

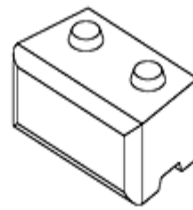
## Typical Installation



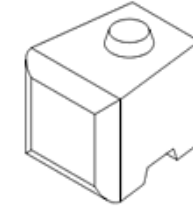
## Taller Wall Installation



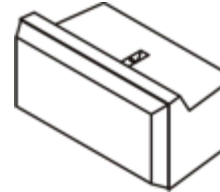
*Less Excavation than geogrid using base blocks!*



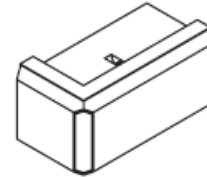
**Full Block**  
 Width = 4 ft      Weight = 2200#  
 Height = 2ft      Sq ft of wall area = 8  
 Depth = 2.3ft      Price = \$125



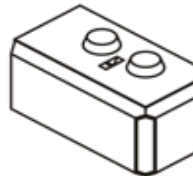
**Half Block**  
 Width = 2 ft      Weight = 1200#  
 Height = 2ft      Sq ft of wall area = 4  
 Depth = 2.3ft      Price=\$60



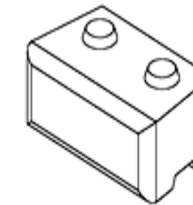
**Full Top Cap Block**  
 Width = 4 ft      Weight = 1800#  
 Height = 2ft      Sq ft of wall area = 8  
 Depth = 2.3ft      Price = \$125



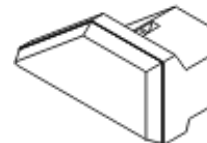
**Full Top Corner Block**  
 Width = 4 ft      Weight = 2400#  
 Height = 2ft      Sq ft of wall area = 12  
 Depth = 2.3ft      Price = \$135



**Full Corner Block**  
 Width = 4 ft      Weight = 2600#  
 Height = 2ft      Sq ft of wall area = 12  
 Depth = 2.3ft      Price = \$135



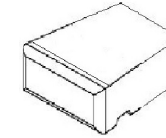
**Standard Base Block**  
 Width = 4 ft      Weight = 2400#  
 Height = 2ft      Sq ft of wall area = 8  
 Depth = 2.3ft      Price = \$125



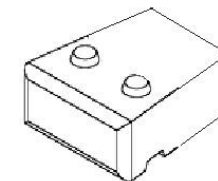
**Angle Top Block**  
 Width = 4 ft      Weight = 1400#  
 Height = 2ft      Sq ft of wall area = 6  
 Depth = 2.3ft      Price = \$125



**Bunker Block**  
 Width = 2 ft      Weight = 3400#  
 Height = 2ft      Sq ft of wall area = 12  
 Length = 6ft      Price = \$125  
 Used for grain storage or divider walls



**Mini Monster Block**  
 Width = 2ft      Weight = 500#  
 Height = 1ft      Sq ft of wall area = 2  
 Depth = 2.3ft      Price = \$35



**Large Base Block**  
 Width = 4 ft      Weight = 4400#  
 Height = 2ft      Sq ft of wall area = 8  
 Depth = 4.2ft      Price = \$225  
 Used on taller walls eliminating the need for geogrid or tiebacks.

**New 2 Ton Base Block!**